



Protecting Our Lakes, Rivers, and Streams



1. Rain gardens are a great way to protect our waters by not bringing leaves, grass clippings, soap and many other bad stuff like that.
2. By putting native plants in your rain garden you conserve water and help stop pollution coming into our waters.
3. You should put rain gardens close to impervious surfaces so the storm water runs off into the garden instead of going straight into the lake, river or stream.
4. It's good to have plants that can survive through long periods of drought and a lot of heavy rain.


HIGHWAY 10

RAIN GARDENS




RAIN GARDENS

What is a rain garden? You may be asking yourself that question. Our group got an opportunity to go out with our rain garden expert, Jaime Omberg. Jaime introduced us to the importance of rain gardens and their usefulness. In this brochure you will find how to plant your own rain garden and how it helps our environment.



BUILDING A RAIN GARDEN

1. Find a location
2. Measure a drainage
3. Create a design
4. Choose your native plants
5. Lay out the garden
6. Dig the garden
7. Prepare the soil
8. Plant the flowers
9. Mulch the garden



A rain garden is a low place in your yard that captures storm water. A rain garden should have native plants. The plants need to survive in a drought and heavy rainfall. A rain garden is a good way to grow a garden and conserve water at the same time.